



ОТЛМ

НО ИТ

TECHNICAL SPECIFICATION

Lenght overall	22,27 MT
Waterline length	17,56 MT
Beam(moulded)	5,30 MT
Draft (50% load)	0,99 MT
Draft (full load below propellers)	1,30 MT
DisplacementF.L.	50 TON.
Fuel Capacity	5500 lt (1000lt add. Optional
Water Capacity	1000 lt
Main Engines	Nr 2 x MTU 12V 2000M96X
Gearboxes	Nr 2 x ZF3050
Propulsion	Arneson ASD 14
Maximum Speed	50 kn
Cruising Speed	40 kn
Guest Cabins with Bathroom	3
Crew Cabin with Bathroom	1
Maximum people on board	16
Design CE Cathegory	B
Design by Giuseppe Bagnardi BG DESIGN FIRM	




UTAM




OTAM




OTAM






OTAM




OTAM




OTAM










OTAM





LIMITLESS SOLUTIONS



CUSTOM TO YOUR NEED



LIMITLESS SOLUTIONS



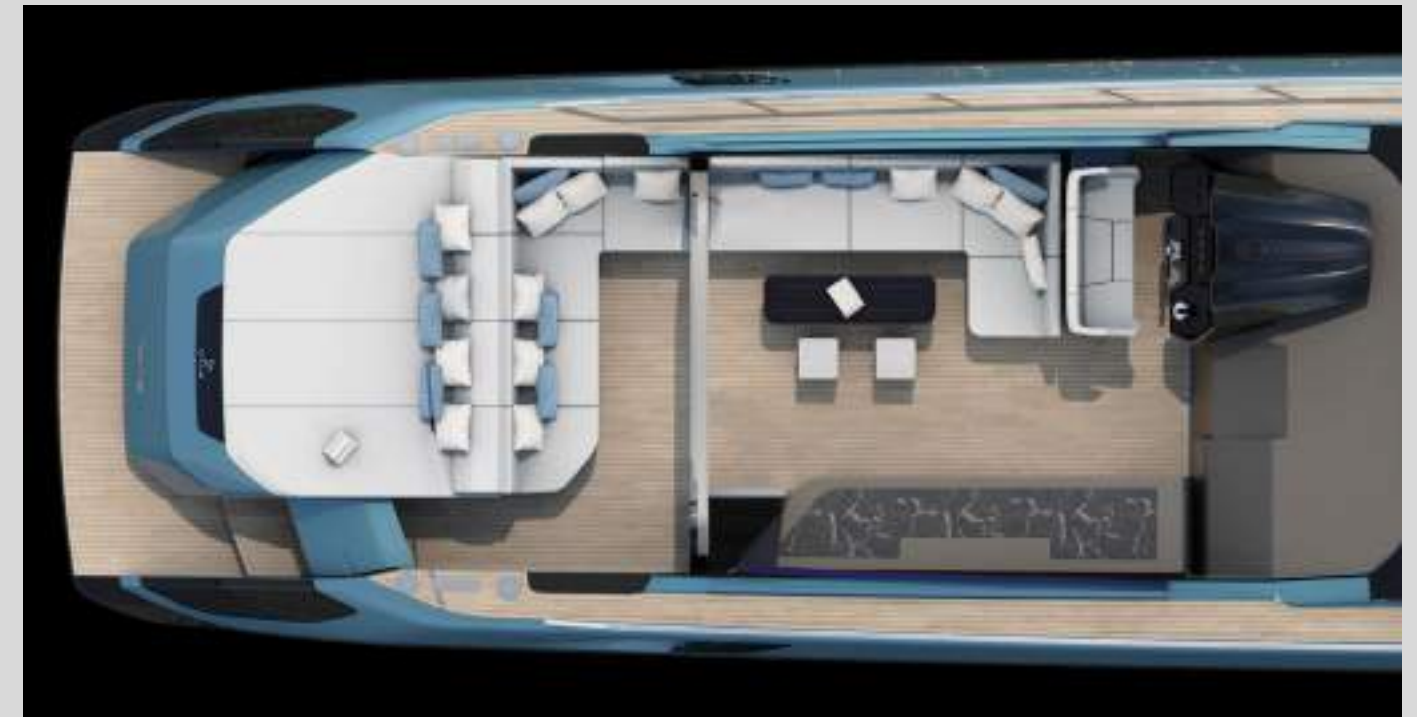
CUSTOM TO YOUR NEED



LIMITLESS SOLUTIONS



CUSTOM TO YOUR NEED



MAIN DECK SALOON






OTAM







OTAM





LIMITLESS SOLUTIONS



CUSTOM TO YOUR NEED



LIMITLESS SOLUTIONS



CUSTOM TO YOUR NEED



OTAM 70 GTS VERSION

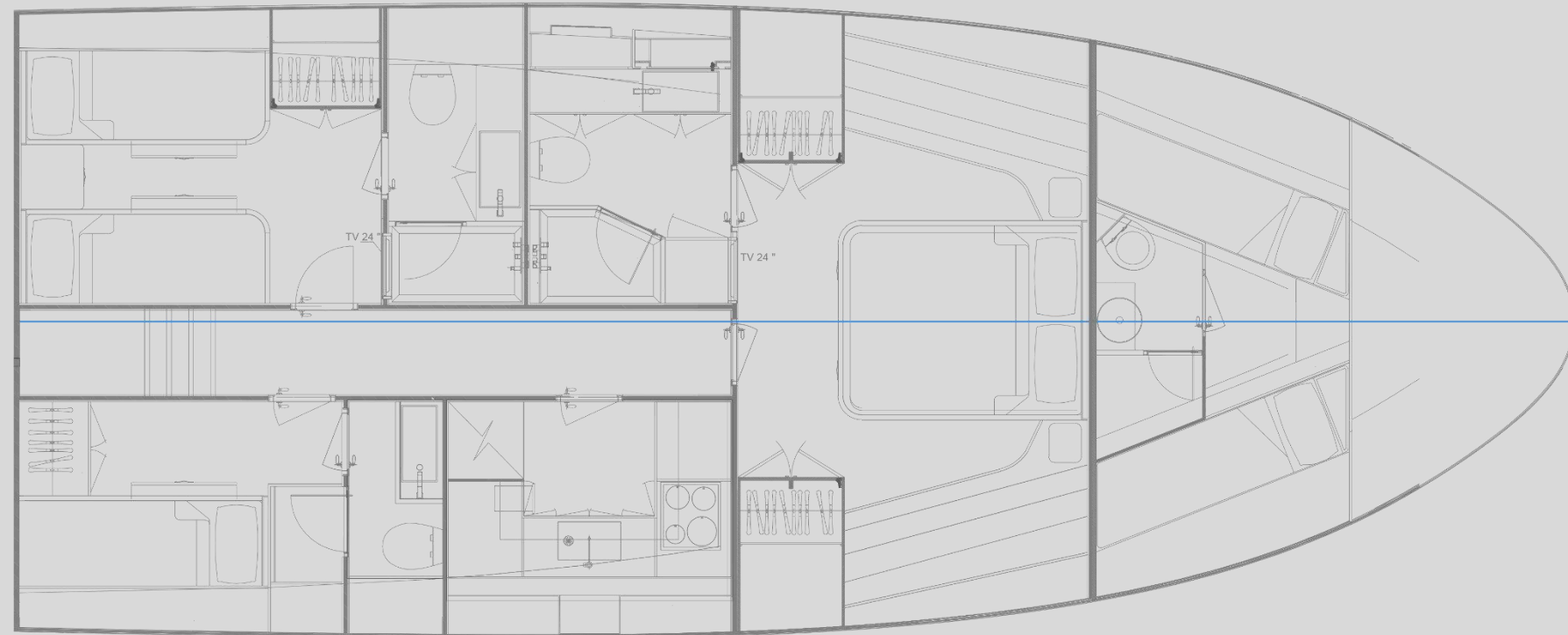
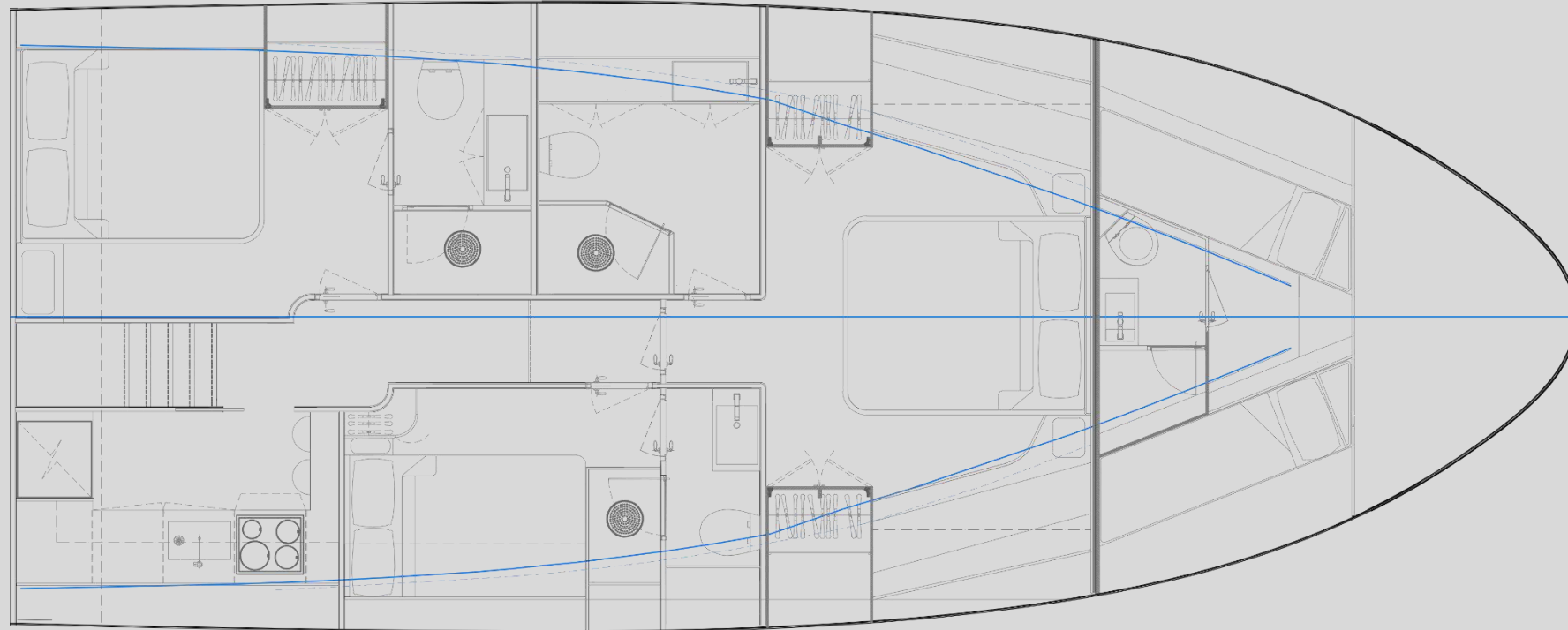


OTAM 70 GTS VERSION



INTERIOR

FULL CUSTOM INTERIOR LAYOUT AND STYLE









OTAM





















OTAM SALES DIRECTOR

DIRECT CONTACT:

Matteo Belardinelli

matteo.belardinelli@otam.it

OTAM S.R.L

Via Cibrario,2

16154 Sestri Ponente - GE

